

BASRAH

GOVERNORATE PROFILE NOVEMBER 2010
IOM IDP AND RETURNEE ASSESSMENT



BASRAH: DISPLACEMENT AT A GLANCE

Total post-Feb 2006 IDPs ¹	6,968 families (est. 41,808 individuals)
Total pre-Feb 2006 IDPs ²	15,778 families (est. 94,668 individuals)
Number of post-Feb 2006 IDPs assessed by IOM ³	3,169 families (est. 19,014 individuals)
Returnees ⁴	429 families (est. 2,574 individuals)
Capital	Basrah
Districts	Abu Al-Khaseeb, Al-Midaina, Al-Qurna, Al-Zubair, Basrah, Fao, Shatt Al-Arab
Population ⁵	1,912,533 individuals

Most IDPs (internally displaced persons) in Basrah are Shia Arab Muslims who fled sectarian violence in Baghdad and Salah al-Din in 2006 and early 2007. Few of these IDPs intend to return to their places of origin, with most preferring to integrate into their current communities in Basrah and a growing number intending to resettle in a third location. Many families who were displaced because of sectarian violence migrated to Basrah governorate due to pre-existing ethnic and religious ties.

Though improvements to security and increased job opportunities are encouraging return to Basrah, IDP families in the governorate are still in need of food, shelter and employment and list them their top three priority needs. Large percentages of IDPs live in rented housing, adding another cost on families already struggling to pay for daily needs such as food and water.

Quick Facts on Basrah IDPs & Returnees



- 54% of IOM-assessed IDPs in Basrah are under the age of 18.
- Access to work, shelter and food are the highest priority needs cited by Basrah IDPs.
- A majority of IDP families displaced to Basrah left their homes due to direct threats to their lives.

¹ As per the Iraqi Ministry of Displacement and Migration.

² As per IOM Phase II Monitoring, December 2005.

³ Please note that this is the number of post-February 2006 IDPs assessed by IOM, not the total number of IDPs in the governorate.

⁴ As per IOM Returnee Assessments.

⁵ As per the Iraqi Central Organization for Statistics and Information Technology, 2007.

IOM Displacement Assessments

Iraq has a long history of displacement, the most recent significant event being the February 2006 bombing of the Samarra Al-Askari Mosque. Due primarily to sectarian violence, 1.6 million people were internally displaced, chiefly in 2006 and 2007, according to government figures.¹

IOM field monitoring teams assess the varying needs and challenges of internally displaced persons (IDPs) and returnee communities across the eighteen Iraqi governorates. These comprehensive assessments of IDPs and returnees are conducted through Rapid Assessment questionnaires in conjunction with the assessments of Iraqi authorities and other national and international actors.

IOM seeks to ascertain and disseminate detailed information about IDP and returnee needs and conditions in each governorate. Our objective is to promote a greater understanding of displacement and return in Iraq by facilitating policy making, prioritizing areas of operation, planning emergency responses, and designing long-term programs.

To date, IOM has assessed 202,446 IDP families and identified 67,086 returnee families. Of these returnee families, 10,368 have participated in IOM in-depth needs assessment interviews. Unless otherwise stated, all data in the profile is based on IOM-assessed populations.

Recent IOM Activity in Basrah



IOM recently provided income generation grants to help families in Basrah establish small businesses and gain vocational skills.

For more information on IOM's past activities in Basrah, see:

www.iomiraq.net

BASRAH DISPLACEMENT BACKGROUND

According to the Iraqi Ministry of Displacement and Migration (MoDM), Basrah governorate is home to 6,968 IDP families. IOM currently has assessments of 3,169 families in Basrah, approximately 400 families less than in the previous report. This decrease is due to monitors revising the number of assessed families in the governorate as families return to their original location or move to another place of displacement.

Nearly all IDPs in Basrah are Shia Arabs who fled sectarian violence between March 2006 and March 2007. A majority of IOM-assessed IDP families came from Baghdad (43%) and Salah al-Din (26%) districts. Almost half of IDPs in Basrah left their homes as a result of direct threats to their lives, a much larger percentage than the Iraq-wide total (27%).

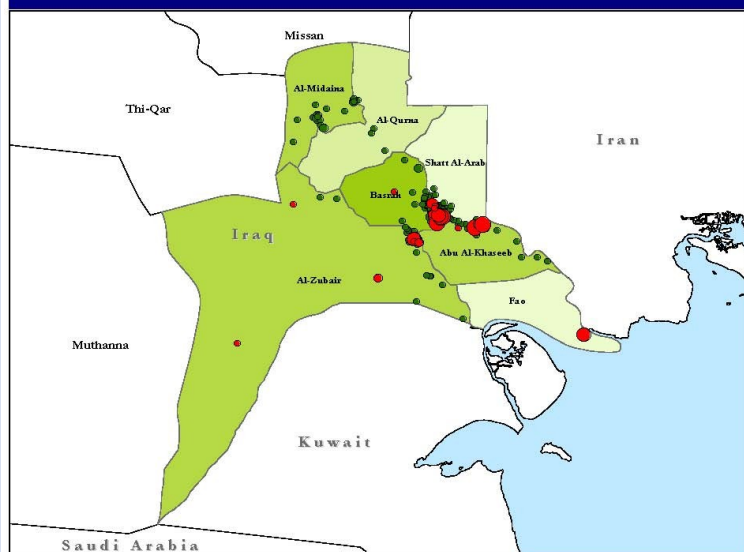
Basrah has been receiving IDPs since the Iran-Iraq war in the 1980s. A second wave arrived in the 1990s, comprised of Marsh Arabs displaced by the former regime's draining of marshes in southern Iraq in retaliation for giving refuge to opposition supporters. IDPs displaced after the start of hostilities in 2003 fled mainly to Basrah City. The largest recent influx of IDP families to Basrah governorate occurred in March 2006 with 339 families, though numbers have decreased steadily despite small spikes in July 2006 and January 2007. Most IDPs are located in the Basrah (56%) and Al-Zubair districts (15%).

IDP & Returnee Locations in Basrah. See final page for detail.

Number of IDPs in Basrah by District		
District	Families	%
Total Basrah	3,169	100%
Basrah	1,779	56.1%
Al-Zubair	463	14.6%
Al-Midaina	370	11.7%
Abu Al-Khaseeb	313	9.9%
Al-Qurna	148	4.7%
Shatt Al-Arab	92	2.9%
Fao	4	0.1%

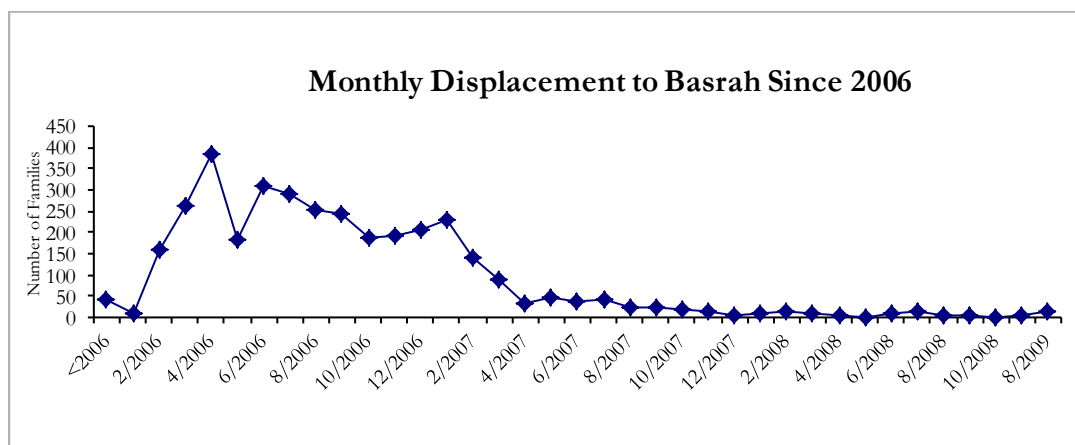
IDP Governorate of Origin	
Anbar	9.6%
Babylon	3.3%
Baghdad	43.4%
Basrah	0.7%
Diyala	7.4%
Erbil	0.1%
Ninewa	0.4%
Qadissiyah	0.0%
Salah al-Din	26.2%
Kirkuk	7.9%
Wassit	1.0%

Basrah - IDP and Returnee Locations



Reason for Displacement	Basrah	All Iraq
No Answer	43.6%	27.3%
Direct threats to life	49.7%	27.5%
Forced displacement	3.1%	9.4%
Left out of fear	1.6%	13.2%
Armed conflict	0.3%	6.9%
Drought	0.4%	2.3%
Generalized violence	1.4%	10.9%
Other	0.0%	0.4%

Monthly Displacement to Basrah Since 2006



BASRAH: IDP DEMOGRAPHICS

Most IDP families arrived in Basrah fleeing sectarian violence, and almost half of the families reported receiving direct threats on their lives. Due to incidents of sectarian violence and difficulties faced during displacement, a significant number of families in Basrah are headed by women. Approximately 10% of returnee families in Basrah are headed by females, a number largely representative of IDP families as well. These proportions are particularly high in Al-Midaina (18%), Abu Al-Khaseeb (12%), and Fao (10%) districts. Female-headed households (FHHs) are some of the most vulnerable groups in Iraq and are often in need of assistance. Female heads of households are also frequently victims of physical and emotional violence and are especially vulnerable to further displacement.

In addition to large numbers of FHHs, approximately 54% of IDPs in Basrah are under the age of 18. Young IDPs, like FHHs, are especially at risk of exploitation and many take on informal employment to help their families. As a result, very few are able to attend school regularly. Children and young IDPs who are able to attend schools are often faced with schools with shortages of teachers, overcrowded classrooms, and school buildings badly in need of repair. IOM monitors report incidents of IDP children being expelled from schools because they lacked the proper books and materials to attend.

IOM monitors have assessed 2,105 IDPs originally from Basrah who spread throughout Iraq. A majority (53%) of these IDPs fled to Salah al-Din governorate, with smaller but sizeable groups displaced to Ninewa and Anbar governorates. IDP families who left Basrah were predominantly Sunni Arabs who left the governorate in 2006 to areas in central and northern Iraq with Sunni communities, though a smaller number of IDPs from Basrah are also Chaldean and Assyrian Christians.

IDPs Originally from Basrah are located in:		
Governorate	# Families	Percentage
Total	2,105	100%
Anbar	274	13.0%
Babylon	2	0.1%
Baghdad	15	0.7%
Basrah	22	1.0%
Dahuk	19	0.9%
Diyala	5	0.2%
Erbil	6	0.3%
Ninewa	534	25.4%
Salah al-Din	1,121	53.3%
Sulaymaniyah	52	2.5%
Kirkuk	55	2.6%

Assessed Returnee Female-Headed Households (by district)	
District	Percentage
Total	10.0%
Abu Al-Khaseeb	11.8%
Al-Midaina	18.2%
Al-Qurna	6.7%
Al-Zubair	6.7%
Basrah	9.1%
Fao	10.0%
Shatt Al-Arab	8.7%



SHELTER

IDP families from Iran living in an abandoned tobacco building, June 2010.



IDP CHILDREN

IDP children living in a collective settlement in Basrah, February 2010.

IDPs by Age and Gender			
Age	Female	Male	Total
Under 1 year old	527	468	995
1 to 4 years old	1,624	1,615	3,239
5-17 years old	3,923	4,186	8,109
18-60 years old	5,063	4,802	9,865
Over 60 years old	309	327	636

BASRAH'S DISPLACED: LIVING CONDITIONS AND PRIORITY NEEDS

IDP families noted access to work (86%), shelter (73%), and food (68%) as their top three priority needs. Very few IDPs are able to find employment, and those who do generally work in the construction sector. As a result, most IDP families are without reliable sources of income and often lack the ability to pay for basic services.

Nearly 40% of IDPs in Basrah live in rented houses, adding to the monthly costs that must be paid with inadequate and unreliable income. Large numbers of IDPs also live with a host family as a result of pre-existing kinship networks in the governorate. However, the number of IDPs living in these types of housing has dropped since the last reporting period, while significant increases have occurred in the number of IDP families living in collective town settlements (18%) and “other” living structures (30%), largely comprised of mud houses. The living conditions in collective settlements are particularly bad. These families live amidst large pools of stagnant water and sewage and are in need of food and household items.

With regard to food, IOM monitors note that a majority of IDP families have been able to obtain PDS (public distribution system) ration cards. Drinking water, however, is difficult to access. The high salinity of the rivers affects the municipal water supply, and many families must purchase purified drinking water or risk water borne-disease. The use of contaminated water has contributed to cases of hepatitis and influenza among the IDP population. Families in districts such as Al-Midaina have had difficulty accessing clean water due to most water pumps not working and the high cost of repairing the pumps. Warm weather also increases the price of water, making clean water consumption all the more difficult.



WATER

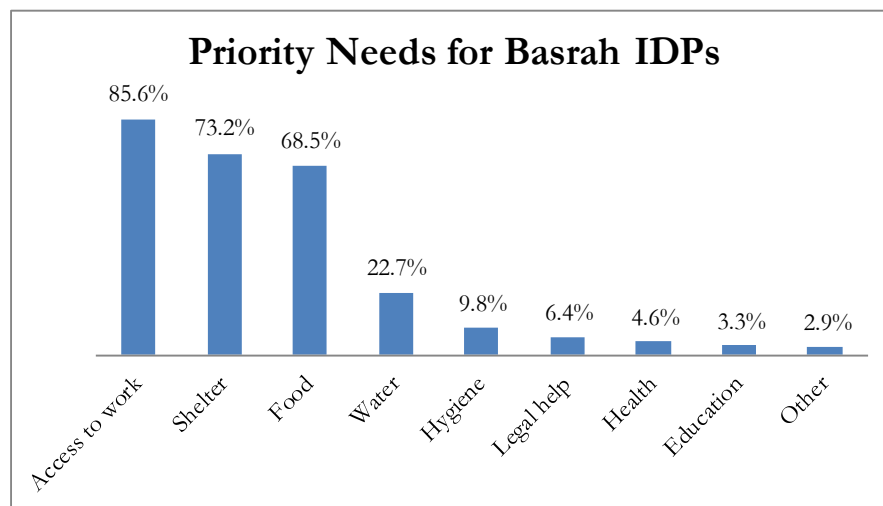
IDP family from Baghdad using stagnant and contaminated water (in background).



SHELTER

Home of IDP family displaced from Anbar living in Amtiha.

Living Structure (by district)					
District	Collective Town Settlement	Public Building	Host House	Rented house	Other
Total	18.1%	3.3%	11.1%	38.1%	29.4%
Abu Al-Khaseeb	7.0%	3.2%	17.3%	56.2%	16.3%
Al-Midaina	18.4%	3.2%	26.5%	25.7%	26.2%
Al-Qurna	15.5%	4.1%	19.6%	50.7%	10.1%
Al-Zubair	16.0%	4.8%	8.6%	25.9%	44.7%
Basrah	20.9%	3.0%	7.1%	40.2%	28.9%
Fao	25.0%	0.0%	0.0%	75.0%	0.0%
Shatt Al-Arab	16.3%	2.2%	6.5%	25.0%	52.2%



BASRAH'S RETURNEES

IOM has assessed 429 returnee families in Basrah, located predominantly in Basrah district. These families are returning from post-2006 displacement, however a much larger number of families displaced prior to 2006 are returning to Basrah from both inside Iraq and abroad. Continued return depends upon a stable security environment, increased employment opportunities and the availability of affordable housing.

Over half of those returning to Basrah are returning from outside of Iraq. IOM monitors note that out of the 429 families they assessed, only 168 families returned to Basrah from within Iraq. The government is providing grants to families to encourage return; however, very few families cite these grants as their primary reason for return. Of those returning to Basrah, over 41% cite improved security as their reason for return. Nonetheless, there have recently been several bombings and security incidents, contributing to growing unease among both the IDP and returnee populations.

Returnees to Basrah cite food (42%), water (41%), and health (35%) as their largest priority needs. Surprisingly, IOM-assessed returnee families give relatively low priority to “access to work”. This is often because some families return and resume agricultural work they had been doing previously. Of those able to work, very few are able to find sources of employment. Unemployment among Basrah returnees is still quite high (71%) when compared to the rest of Iraq (37%). Nonetheless, returnees also contend with high rental costs if they are unable to return to their original properties or find proper employment.

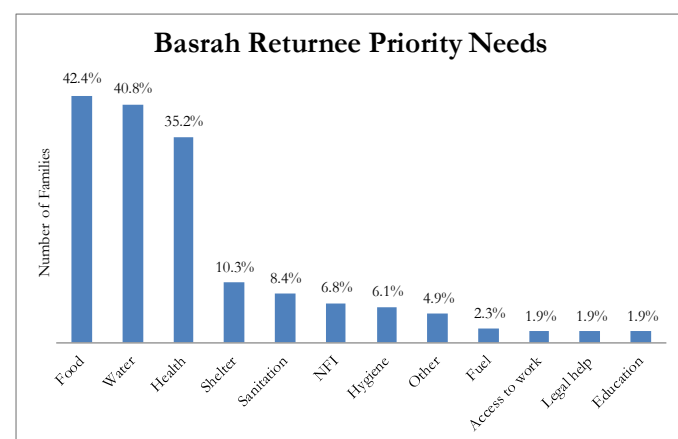
Though living conditions vary among Basrah returnees, a majority have access to clean water, as 68% use municipal water and 29% use water tanks or trucks for their water needs. Nonetheless, Basrah governorate is experiencing the effects of drought and water scarcity, which has a significant affect on agricultural production. In addition, those families who rely on water tanks are faced with costly and inconsistent water deliveries. Despite these difficult conditions, over 20% of IOM-assessed returnee families have more than 10 hours of electricity per day, which are similar to Iraq-wide figures.

Assessed Returnees in Basrah by District		
District	Number of Families	Percentage
Basrah Total	429	100%
Abu Al-Khaseeb	94	21.9%
Al-Midaina	33	7.7%
Al-Qurna	15	3.5%
Al-Zubair	45	10.5%
Basrah	209	48.7%
Fao	10	2.3%
Shatt Al-Arab	23	5.4%

Assessed Returnee Employment	Basrah	All Iraq
No Answer	0.0%	0.3%
Not Working	71.4%	37.5%
Working	28.6%	62.2%

Assessed Returnee Electricity	Basrah	All Iraq
No Electricity	0.0%	1.3%
1-10 hours per day	68.4%	78.5%
10+ hours	20.3%	17.4 %
No Answer	11.3%	2.8%

Assessed Returnee Water Source	Basrah	All Iraq
Municipal water (underground pipes)	68.4%	80.5%
Water tanks / trucks	28.6%	6.5%
Rivers, streams or lakes	0.0%	6.7%
Open / broken pipe	0.0%	3.0%
Other Sources	1.5%	0.1%
Private Well	0.0%	0.6%
Public Well	0.0%	2.3%



District	Assessed Returnee Reason for Return			
	Improved security in origin area	Improved security in origin area & Very difficult conditions in displacement	Improved security in origin area & Benefits from returnee payments	Very difficult conditions in displacement
All Basrah	39.3%	11.5%	0.2%	48.9%
Abu Al-Khaseeb	38.7%	23.7%	0.0%	37.6%
Al-Midaina	28.1%	0.0%	0.0%	71.9%
Al-Qurna	26.7%	6.7%	0.0%	66.7%
Al-Zubair	33.3%	11.1%	0.0%	55.6%
Basrah	42.3%	9.6%	0.5%	47.6%
Fao	70.0%	10.0%	0.0%	20.0%
Shatt Al-Arab	34.8%	0.0%	0.0%	65.2%

RETURN POTENTIAL

A majority (36%) of IOM-assessed IDP families displaced from Basrah to other governorates told IOM monitors that they intend to stay and integrate into their current locations of displacement, while 31% intend to resettle in a third location, and 24% would prefer to return to Basrah.

Many families originally migrated to Basrah because of pre-existing family and tribal networks, indicating that their decision to stay may also be based on staying close to those networks.

Of the 3,169 IDP families displaced to Basrah governorate, only 3% would like to return to their governorate of origin. 77% of these families intend to remain in Basrah, while 20% would like to resettle in a third location. Like IDP families displaced from Basrah, the security situation and availability of jobs will greatly determine where families finally settle.

Finally, 9% of IDPs displaced from Basrah governorate are waiting for factors such as violence in their home governorates to decrease and the availability of jobs in either location to increase before they decide to return or settle into their current locations.

What are the intentions of those displaced FROM Basrah?

Displaced in	Integrate into the current location	Resettle in a third location	Return to their place of origin	Waiting to Decide
All IDPs from Basrah	35.6%	31.2%	24.2%	9.0%
Anbar	47.8%	42.3%	5.5%	4.4%
Babylon	100.0%	0.0%	0.0%	0.0%
Baghdad	60.0%	13.3%	26.7%	0.0%
Basrah	31.8%	68.2%	0.0%	0.0%
Dahuk	57.9%	42.1%	0.0%	0.0%
Diyala	0.0%	0.0%	100.0%	0.0%
Erbil	16.7%	0.0%	16.7%	66.7%
Ninewa	14.4%	32.8%	51.5%	1.3%
Salah al-Din	44.5%	30.3%	13.6%	11.6%
Sulaymaniyah	11.5%	1.9%	86.5%	0.0%
Kirkuk	10.9%	0.0%	23.6%	65.5%

Basrah IDP Settlement Intentions

District	No Answer	Locally integrate in the current location	Resettle in a third location	Return to their place of origin	Waiting on one or several factors to make a decision
Basrah total	0.1%	76.7%	19.7%	3.1%	0.4%
Abu Al-Khaseeb	0.0%	80.8%	16.6%	0.6%	1.9%
Al-Midaina	0.0%	71.6%	26.5%	0.5%	1.4%
Al-Qurna	0.0%	83.8%	13.5%	2.7%	0.0%
Al-Zubair	0.0%	82.1%	14.7%	3.2%	0.0%
Basrah	0.2%	75.3%	20.2%	4.2%	0.1%
Fao	0.0%	100.0%	0.0%	0.0%	0.0%
Shatt Al-Arab	0.0%	70.7%	29.4%	0.0%	0.0%



SHELTER

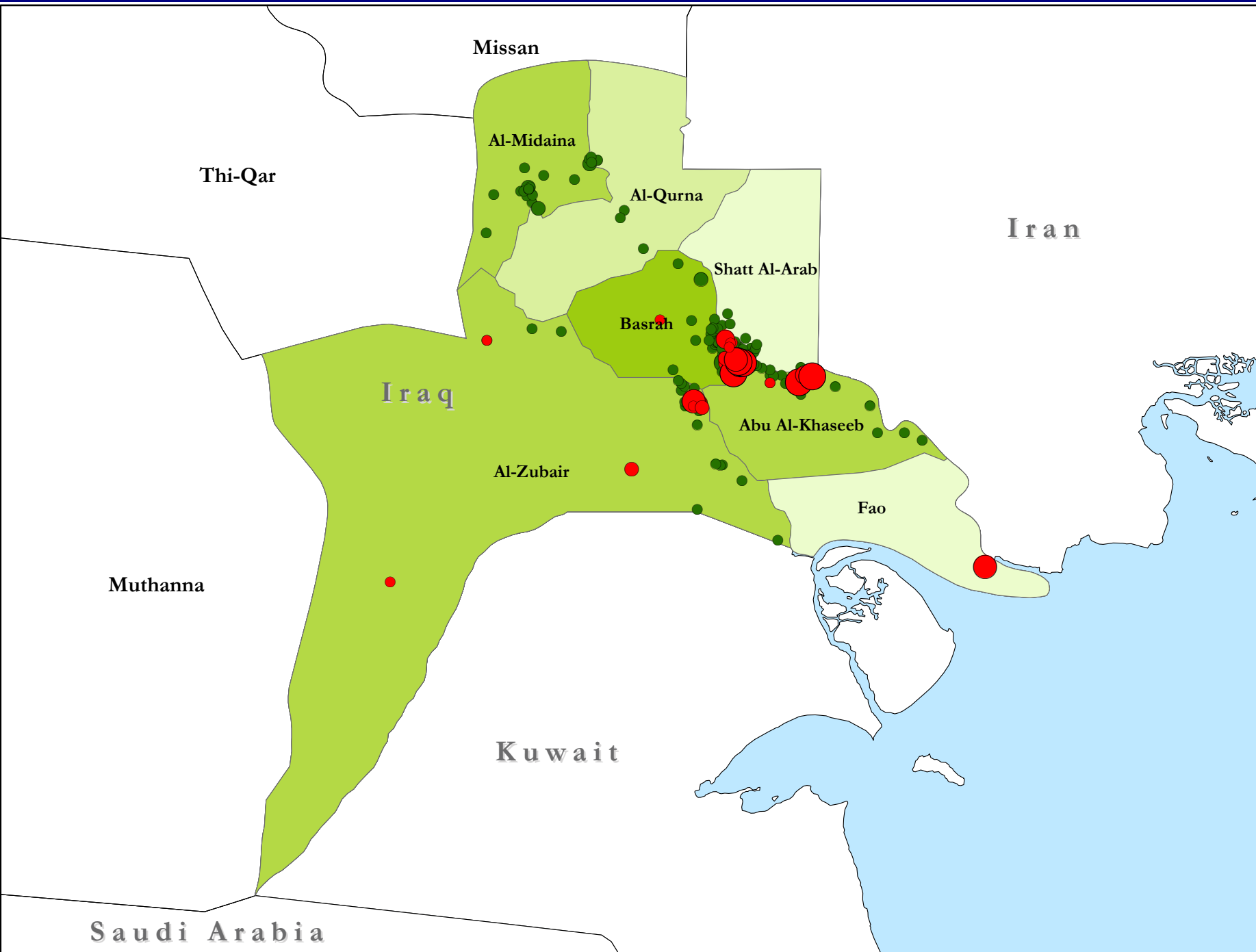
IDP family living on government land, August 2010.

IOMJOC@IOM.INT

Please note that displacement and return are occurring on a continuous basis, and IOM strives to update this information as frequently as possible. Through its monitoring and needs assessments, IOM has also developed periodic displacement updates, yearly and mid-year reviews, returnee needs assessments, and other reports. For these and information on the IOM's needs assessment methodology, see <http://www.iomiraq.net/idp.html>

For further information on IDPs and returnees in Iraq, please contact Rex Alamban, Head of IOM Iraq Joint Operations Cell at ralamban@iom.int or Liana Paris, IOM Monitoring Officer, at lparis@iom.int (+962 6 565 9660).

Basrah - IDP and Returnee Locations



Legend

Returnee Places

- 1 - 2
- 3 - 6
- 7 - 12
- 13 - 20
- 21 - 32

IDP Places

- 1 - 75
- 76 - 150
- 151 - 225
- 226 - 300
- 301 - 353

IDP Population

- 1 - 99
- 100 - 199
- 200 - 299
- 300 - 499
- 500 +