

DAHUK

GOVERNORATE PROFILE NOVEMBER 2010
IOM IDP AND RETURNEE ASSESSMENT



DAHUK: DISPLACEMENT AT A GLANCE

Total post-Feb 2006 IDPs ¹	18,406 families (est. 104,824 individuals)
Total pre-Feb 2006 IDPs ²	22,474 families (est. 134,844 individuals)
Number of post-Feb 2006 IDPs assessed by IOM ³	4,491 families (est. 26,946 individuals)
Returnees ⁴	6 families (est. 36 individuals)
Capital	Dahuk
Districts	Amedi, Dahuk, Sumel, Zakho
Population ⁵	505,491

Dahuk, like the other northern governorates under control of the Kurdistan Regional Government (KRG), has been relatively stable since 2003. In comparison to elsewhere in the country, few families were displaced from Dahuk and consequently, returnee numbers in the governorate are also low.

Despite this, Dahuk still merits closer attention since many families that were displaced from other governorates in Iraq since 2006 fled there in search of security and stability. Thus Dahuk still has a significant IDP population with specific needs namely securing regular employment and adequate shelter. These concerns preclude their long-term stability in their place of displacement. Moreover, the high cost of living in Dahuk means that food and household items make the day to day lives of these families difficult.

This ethnically diverse governorate hosts many displaced families with young and old family members. Despite the concerns cited by families living in Dahuk, the governorate nevertheless offers a safe haven for those fleeing ethnic and sectarian violence in Baghdad and Ninewa.

Quick Facts on Dahuk IDPs & Returnees

- IOM-assessed IDP families in Dahuk list employment opportunities and shelter as their priority needs.
- Families displaced to Dahuk are 49% Christian and 43% Kurd Sunni Muslim.
- The intentions of displaced families in Dahuk vary such that 50% want to integrate permanently, 34% want to move to another location and 15% return to their place of origin.



¹ As per the Iraq Ministry of Displacement and Migration and Kurdistan Regional Government.

² As per IOM Phase II Monitoring, December 2005.

³ Please note that this is the number of post-February 2006 IDPs assessed by IOM, not the total number of IDPs in the governorate.

⁴ As per IOM Returnee Assessments.

⁵ As per the Iraq Central Organization for Statistics and Information Technology, 2007.

IOM Displacement Assessments

Iraq has a long history of displacement, the most recent significant event being the February 2006 bombing of the Samarra Al-Askari Mosque. Due primarily to sectarian violence, 1.6 million people were internally displaced, chiefly in 2006 and 2007, according to government figures.¹

IOM field monitoring teams assess the varying needs and challenges of internally displaced persons (IDPs) and returnee communities across the eighteen Iraqi governorates. These comprehensive assessments of IDPs and returnees are conducted through Rapid Assessment questionnaires in conjunction with the assessments of Iraqi authorities and other national and international actors.

IOM seeks to ascertain and disseminate detailed information about IDP and returnee needs and conditions in each governorate. Our objective is to promote a greater understanding of displacement and return in Iraq by facilitating policy making, prioritizing areas of operation, planning emergency responses, and designing long-term programs.

To date, IOM has assessed 202,446 IDP families and identified 67,086 returnee families. Of these returnee families, 10,368 have participated in IOM in-depth needs assessment interviews. Unless otherwise stated, all data in the profile is based on IOM-assessed populations.

Recent IOM Activity in Dahuk

Water Trucking Project for Drought-affected Areas across Dahuk



This project provided potable water to alleviate drought conditions to 1,788 vulnerable IDP and host community families in Shekhan, Dohuk, Semel and Akre districts. IOM partnered with the NGO KURDS to deliver 536,000 liters per day to 20 different locations throughout these districts.

For more information on IOM's past activities in Dahuk, see *Activities in Dahuk* at:

www.iomiraq.net

DAHUK DISPLACEMENT BACKGROUND

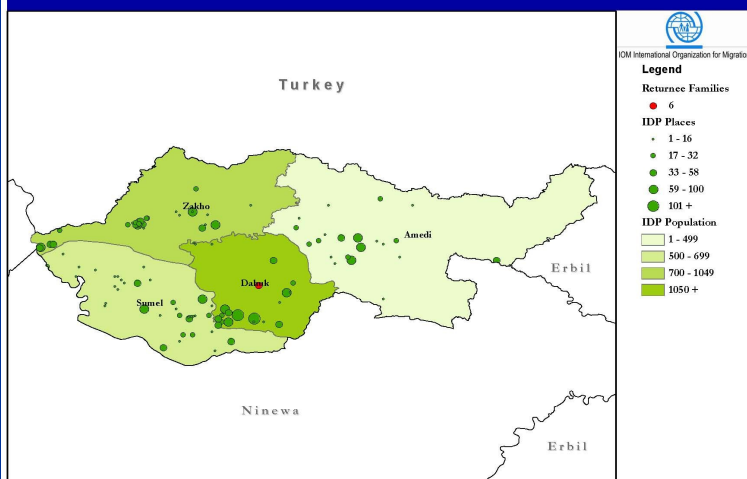
Over 85% of the IOM-assessed families which were displaced to Dahuk arrived during 2006 when sectarian violence was at its peak. Since 2007, the rate of displacement to Dahuk has dropped significantly, with the exception of October 2008 when Assyrian and Chaldean Christians fled to the governorate from Mosul where they were being targeted.

For many of the families who have arrived in Dahuk, they have been pushed from their homes under fear and direct threats to their lives. The fact that more IDPs in Dahuk cite these as reasons for their displacement than is average across Iraq reflects the fact that Dahuk, like Erbil and Sulaymaniyah, offers a refuge of relative calm and stability for the families that arrive there. As such, Dahuk is one of the few governorates to continue to receive small numbers of families, most of whom originate from Ninewa (50%) or Baghdad (49%) where sectarian tensions and political violence continues to occur.

IOM monitors have assessed a total of 5,191 IDP families who remain in Dahuk, most of whom are in the districts of Dahuk and Sumel. The KRG Bureau of Displacement and Migration (BDM), the regional authority responsible for registering IDPs in coordination with the central government's Ministry of Displacement and Migration (MoDM), has registered 18,755 families in Dahuk¹. This figure represents around 50% of all of the families that were displaced to the KRG, demonstrating the security and stability which Erbil has offered many families fleeing their homes. The governorate also has a substantial number of IDP families who were displaced prior to the outbreak of sectarian violence in 2006. Most of these pre-2006 IDP families were displaced due to the policies and violence of the former regime.

IDP & Returnee Locations in Dahuk. See final page for details.

Dahuk - IDP and Returnee Locations



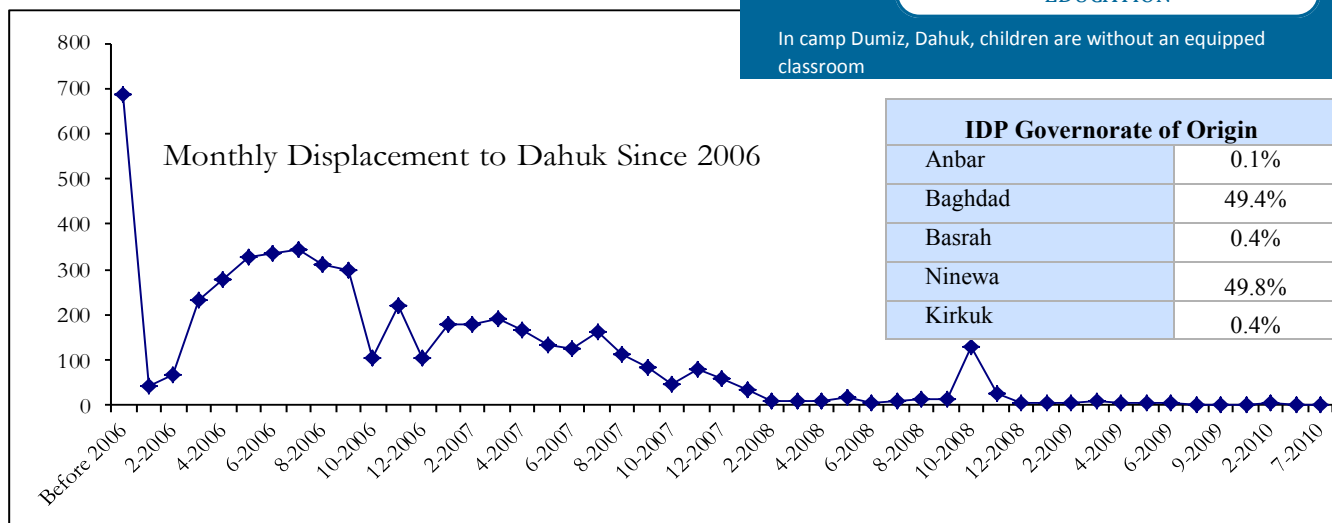
Number of IOM-Assessed IDPs in Dahuk by District		
District	Families	%
Total Dahuk	5191	100%
Amedi	511	9.8%
Dahuk	2884	55.6%
Sumel	743	14.3%
Zakho	1053	20.3%

Reason for Displacement	Dahuk	All Iraq
No Answer	10.5%	27.3%
Direct threats to life	44.2%	27.5%
Forced displacement	1.6%	9.4%
Left out of fear	28.4%	13.2%
Armed conflict	2.5%	6.9%
Drought	0%	2.3%
Generalized violence	12.8%	10.9%
Other	0.1%	0.4%



EDUCATION

In camp Dumiz, Dahuk, children are without an equipped classroom



IDP Governorate of Origin	
Anbar	0.1%
Baghdad	49.4%
Basrah	0.4%
Ninewa	49.8%
Kirkuk	0.4%

¹ Figures as of August 2010 as provided by KRG authorities

DAHUK: IDP DEMOGRAPHICS

Although only 5% of IOM-assessed IDP families in all of Iraq are Christian, almost 50% of IDPs in Dahuk are Christian. This means a substantial portion of all Christian IDP families in Iraq currently reside in Dahuk.

The other significant ethnic and religious group to be found in Dahuk are Kurdish-Sunni Muslims, most of whom are located in the district of Dahuk. Many of these families have come from neighbouring Ninewa where Arab-Kurd tensions continue to run high.

Dahuk's IDP families generally have many young and elderly family members. The fact that those aged below 17 and over 60 outnumbers adults of working age means that those who are able to find work must stretch thin the money they gain to satisfy the needs of all family members. This trend is however slightly offset in the governorates of the KRG, where female employment is higher than Iraqi averages. Since females in Dahuk are almost twice as likely to be working than women elsewhere in Iraq, this means that another potential source of income for the family is better utilized.²



SHELTER

Children from an IDP family in Zakho, Dahuk sit in their home

Ethno-Religious Identity in Dahuk (by District)

District	Arab-Shia Muslim	Arab-Sunni Muslim	Armenian-Christian	Assyrian-Christian	Chaldean-Christian	Kurd-Sunni Muslim	Kurd-Yazidi	Other	Turkmen-Shia Muslim
Total	1.5%	2.4%	2.7%	15.3%	30.9%	43.3%	2.2%	1.2%	0.5%
Amedi	1.4%	0.0%	0.0%	28.4%	54.8%	14.9%	0.0%	0.6%	0.0%
Dahuk	2.4%	2.8%	1.9%	20.2%	19.1%	51.0%	0.3%	1.6%	0.8%
Sumel	0.1%	0.9%	10.5%	9.0%	19.9%	45.4%	14.0%	0.1%	0.0%
Zakho	0.0%	3.7%	0.9%	0.1%	59.4%	34.8%	0.0%	1.0%	0.1%

IDPs by Age and Gender

Age	Female	Male	Total
Under 1 year old	464	408	872
1 to 4 years old	2036	1790	3826
5-17 years old	4473	5085	9558
18-60 years old	7591	7967	15558
Over 60 years old	651	703	1354

RETURNEES AND FUTURE TRENDS

Due to the generally stable security situation in Dahuk, very few families were displaced from this governorate since 2006. Of these IOM has assessed nine who were displaced to Babylon, Najaf, Kirkuk and Thi-Qar, all of whom wish to stay in these new locations. These interviews suggest that Dahuk is unlikely to receive high future numbers of returnees.

1 in 2 IDPs currently located in Dahuk expresses the intention to stay and integrate in their current location. This intention is most prevalent amongst the 1,053 families who were displaced to the district of Zakho. The desire to stay is surprising given that this district borders Turkey, has been subject to border incursions and most of the families in the district live in collective town settlements. However the fact that so many families wish to stay in Zakho is perhaps best explained by the fact that just 0.9% of these families cite food as a priority need compared to the 32% average across the governorate. A small proportion (15%) of families displaced to Dahuk express the intention to return to their place of origin while almost 35% state that they would like to resettle in a third location. This trend reflects the fact that for the vast majority of displaced families in Dahuk, their places of origin are in the unstable governorates of Baghdad and Ninewa. Returning home would therefore entail new threats of ethnic and sectarian violence. Whatever their intentions may be, families are in need of assistance to realize them.

Since displacement from Dahuk is low, it is unsurprising that returnees to the governorate are also few in number. IOM has assessed six of these families to find out if they have been able to successfully reintegrate into their former neighbourhoods after being displaced to Iran in 1988. All of these returnee households are headed by men, half of whom have been

Dahuk IDP Settlement Intentions

District	Locally integrate in the current location	Resettle in a third location	Return to their place of origin	Waiting on one or several factors to make a decision
Total Dahuk	50.8%	33.7%	15.3%	0.1%
Amedi	38.7%	58.5%	1.4%	1.4%
Dahuk	44.7%	30.0%	25.3%	0.0%
Sumel	52.3%	43.4%	4.3%	0.0%
Zakho	72.5%	25.1%	2.5%	0.0%

able to find employment. These families tell IOM monitors that they are in need of water and state that their sole source of water is provided by water tanks and trucks. Since returning in late 2008, families who have come back to their neighbourhoods in Dahuk struggle to rebuild their lives after 20 years of displacement. Five of the heads of household who were interviewed report having a member with a chronic illness, meaning that healthcare is often an immediate concern.

² See Inter-Agency Unit (IAU) Statistics, provided by WFP VAM (2007) at <http://www.iauiraq.org/reports/GP-Dahuk.pdf>

DAHUK'S DISPLACED AND RETURNEES: LIVING CONDITIONS AND PRIORITY NEEDS



IOM has assessed the needs and living conditions of the 5,191 displaced families which are currently located in Dahuk. The assessments reveal that despite moving to safer and more secure areas, these families often still feel that they are unable to rebuild their lives in Dahuk because of difficulties in securing employment. More than 4 in 5 of the families asked stated that access to work was a priority need for them. IOM monitors in the governorate report that many IDP families are working on a day-to-day basis with irregular, low incomes.



SHELTER IN DAHUK

The displaced families pictured above by IOM monitors in Dahuk in September this year are in some cases

without any furniture or are forced to wash from dirty water sources. Returnees in Dahuk live in tents which offer little protection from the natural elements.

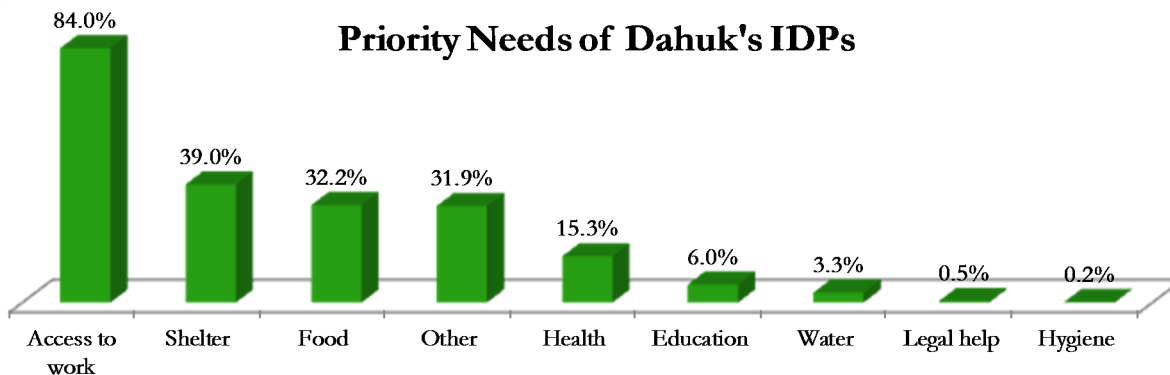
Second among the chief concerns of IDP families in Dahuk is shelter, perhaps unsurprising given that far fewer families displaced to this governorate live in rented accommodation than is common across Iraq, partly due to low incomes and high rental costs. Collective town settlements in Dahuk are common, and in total 1,606 families live in this type of shelter which is often composed of improvised, weak housing structures. Where these settlements are most common, such as in the districts of Amedi and Zakho, families are also more likely to cite health as a priority need.

Food is also considered a pressing need in Dahuk as some families struggle to transfer their ration cards from their places of displacement, where the necessary documentation is difficult to retrieve. The high cost of living in Dahuk means that for families who are unable to receive public distribution system (PDS) rations or whose supplies are incomplete, purchasing food for their families in the local market necessitates a reduction in other household items. As such, many of the families who report they have 'other' needs, go on to specify that these include fuel and household items such as furniture and bedding, which become even more needed in the cold winter months.

IDP Living Structure (by district)

District	Tent in Camp	Collective town settlement	Tent near house of host	Public building	Host house	Rented house	Other
Total	0.0%	30.9%	0.0%	0.3%	7.2%	56.9%	4.6%
Amedi	0.0%	64.4%	0.4%	0.2%	14.3%	10.6%	10.2%
Dahuk	0.0%	7.6%	0.0%	0.3%	7.4%	80.4%	4.3%
Sumel	0.1%	54.8%	0.0%	0.1%	5.5%	32.4%	7.0%
Zakho	0.0%	61.7%	0.0%	0.3%	4.5%	32.2%	1.3%

Priority Needs of Dahuk's IDPs



Please note that displacement and return are occurring on a continuous basis, and IOM strives to update this information as frequently as possible. Through its monitoring and needs assessments, IOM has also developed periodic displacement updates, yearly and mid-year reviews, returnee needs assessments, and other reports. For these and information on the IOM's needs assessment methodology, see <http://www.iomiraq.net/idp.html>

For further information on IDPs and returnees in Iraq, please contact Rex Alamban, Head of IOM Iraq Joint Operations Cell at ralamban@iom.int or Liana Paris, IOM Monitoring Officer, at lparis@iom.int (+962 6 565 9660).

Dahuk - IDP and Returnee Locations



IOM International Organization for Migration

Legend

Returnee Families

● 6

IDP Places

● 1 - 16

● 17 - 32

● 33 - 58

● 59 - 100

● 101 +

IDP Population

■ 1 - 499

■ 500 - 699

■ 700 - 1049

■ 1050 +

