

NINEWA

GOVERNORATE PROFILE FEBRUARY 2010
IOM IDP AND RETURNEE ASSESSMENT



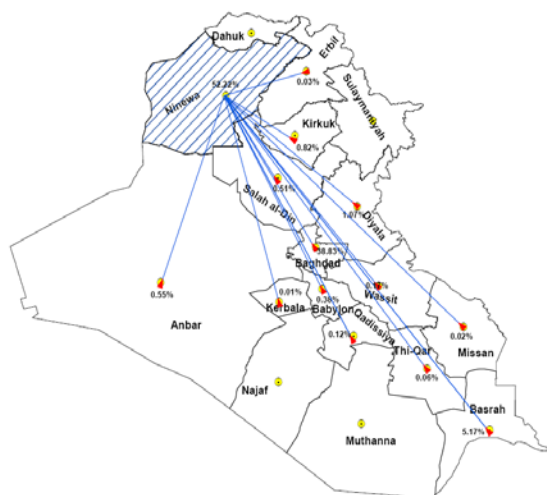
NINEWA: DISPLACEMENT AT A GLANCE

Total post-Feb 2006 IDPs ¹	19,040 families (est. 106,327 individuals)
Total pre-Feb 2006 IDPs ²	6,572 families (est. 39,432 individuals)
Number of post-Feb 2006 IDPs assessed by IOM ³	12,778 families (est. 76,668 individuals)
Returnees ⁴	1,807 families (est. 10,842 individuals)
Capital	Mosul
Districts	Akre, Al-Ba'aj, Al-Hamdaniya, Al-Shikhan, Hatra, Mosul, Sinjar, Telafar, Tilkaif
Population ⁵	2,811,091 individuals

Ninewa governorate's high levels of violence and its location along the disputed internal boundaries in the north of Iraq continue to make it a primary focus of displacement and return in Iraq. An estimated 7% of nationwide post-2006 internal displacement originated in Ninewa, and IDPs from Ninewa make up 46% of all IDPs in the north of Iraq. There is no solution in sight for those families displaced due to ethnic and religious fault lines in these areas, and their prolonged displacement continues to be a burden on government institutions such as health care and schools. In some cases heightened security measures targeting IDP families in Ninewa exacerbate the situation.

Adding to the current load of post-2006 sectarian displacement, Ninewa is home to one of the largest IOM-identified population movements in Iraq due to lack of water, particularly in Al Baaj district. An estimated 1,364 families from Ninewa have left their homes for this reason since 2006.

Quick Facts on Ninewa IDPs & Returnees



- Ninewa IDPs are ethnically and religiously diverse, including almost 42% Christian families.
- Almost 93% of IDPs and 80% of returnees in Ninewa cite employment as a top priority need.
- IDPs from Ninewa are principally located in Ninewa, Erbil, Dahuk, and Kirkuk.

¹ As per the Iraqi Ministry of Displacement and Migration.

² As per IOM Phase II Monitoring, December 2005.

³ Please note that this is the number of post-February 2006 IDPs assessed by IOM, not the total number of IDPs in the governorate.

⁴ As per IOM Returnee Monitoring.

⁵ As per the Central Organization for Statistics and Information Technology, 2007.

IOM Displacement Assessments

Iraq has a long history of displacement, the most recent significant event being the February 2006 bombing of the Samarra Al-Askari Mosque. Due primarily to sectarian violence, 1.6 million people were internally displaced, chiefly in 2006 and 2007, according to government figures.¹

IOM field monitoring teams assess the varying needs and challenges of internally displaced persons (IDPs) and returnee communities across the eighteen Iraqi governorates. These comprehensive assessments of IDPs and returnees are conducted through Rapid Assessment questionnaires in conjunction with the assessments of Iraqi authorities and other national and international actors.

IOM seeks to ascertain and disseminate detailed information about IDP and returnee needs and conditions in each governorate. Our objective is to promote a greater understanding of displacement and return in Iraq by facilitating policy making, prioritizing areas of operation, planning emergency responses, and designing long-term programs.

To date, IOM has assessed 224,365 IDP families and identified 61,319 returnee families. Of these returnee families, 4,668 have participated in IOM in-depth needs assessment interviews. Unless otherwise stated, all data in the profile is based on IOM-assessed populations.

Recent IOM Activity in Ninewa

Rehabilitation & Extension of Primary School in al-Fadhiliya Village



IOM funded the construction of 6 additional classrooms and 7 administration rooms. The existing bathrooms and external structure of the school building were also rehabilitated, giving the 802 students a safer and healthier school environment.

For more information on IOM's past activities in Ninewa, see *Activities in Ninewa* at:

www.iomiraq.net

NINEWA DISPLACEMENT BACKGROUND

The majority of IDPs currently located in Ninewa were displaced in 2006 and the first half of 2007, as sectarian violence spread throughout Iraq. Like IDPs in the rest of the country, most were displaced due to religious targeting or general violence and fear. There was a spike in displacement in 2008, when Christians were the victims of targeted attacks in Mosul, causing an estimated 1500 families to flee. This happened again in early 2010, when over 1,000 Christian families were displaced in the violence surrounding the March elections.

As new displacement has slowed and security has stabilized in a majority of the country, Kirkuk is one of the few locations that continues to see displacement, mostly as families flee to Kurdistan Regional Government (KRG) territory. In general, security is tense, incidents occur daily, and movement is slow and dangerous through a large number of checkpoints. According to IOM assessments, 216 families were displaced from Ninewa in 2009, currently located in Dahuk, Erbil, Ninewa, Salah al-Din and Kirkuk governorates. They state their reasons for displacement primarily as drought, sectarian and generalized violence, and direct threats on their lives.

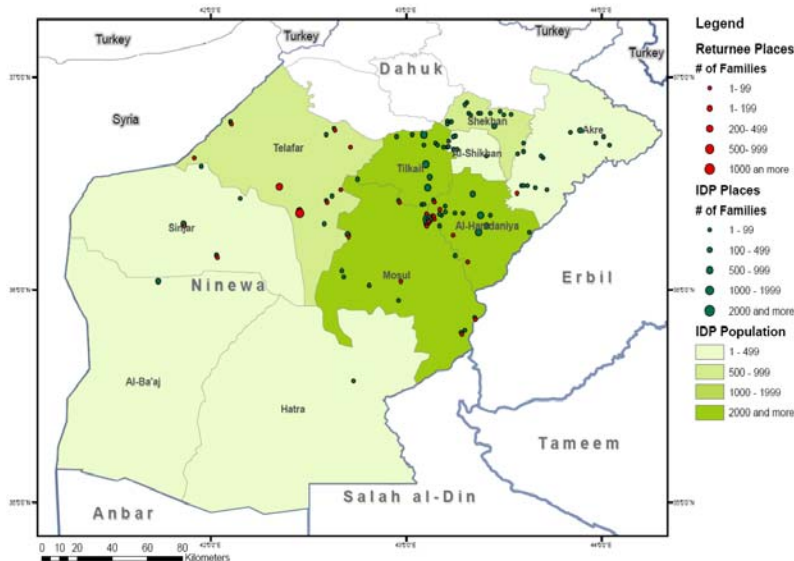
New attacks are also causing displacement in Ninewa, such as the 25 December explosion targeting a church in the center of Mosul's old city. Eleven families' nearby homes were destroyed, displacing the families to stay with relatives. These families are waiting for shelter rehabilitation assistance, as they cannot afford to rebuild their homes themselves.

IDP & Returnee Locations in Ninewa. See final page for details.

Number of IDPs in Ninewa by District		
District	Families	%
Total Ninewa	12778	100%
Akre	421	3.3%
Al-Ba'aj	938	7.3%
Al-Hamdaniya	1990	15.6%
Al-Shikhan	660	5.2%
Hatra	41	0.3%
Mosul	4835	37.8%
Sinjar	159	1.2%
Telafar	460	3.6%
Tilkaif	3274	25.6%

IDP Governorate of Origin	
Within Ninewa	51.6%
Anbar	0.6%
Babylon	0.4%
Baghdad	39.3%
Basrah	5.3%
Diyala	1.1%
Qadissiya	0.1%
Salah al-Din	0.5%
Kirkuk	0.8%
Thi-Qar	0.1%
Wassit	0.2%

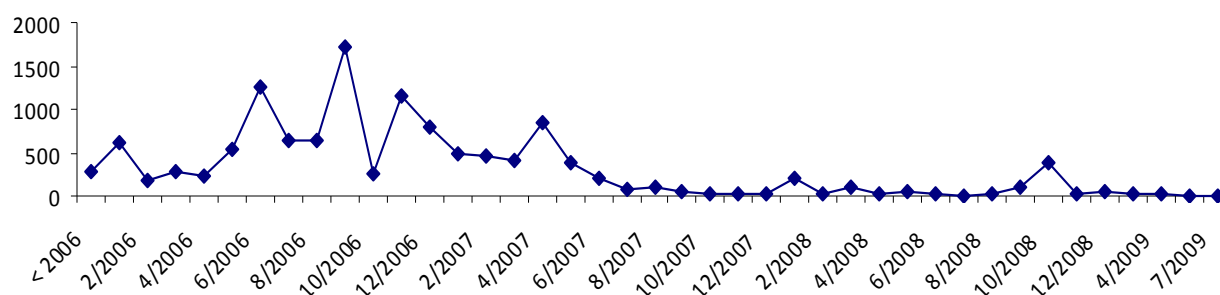
NINEWA – IDP and Returnee Locations



Reason for Being Targeted	Ninewa	All Iraq
Belonging to a certain ethnic group	2.9%	4.9%
Belonging to a certain religion or sect	54.4%	61.0%
Belonging to a certain social group	0.5%	1.0%
Holding a certain political opinion	0.9%	3.8%
Do not think the group was targeted	28.4%	10.3%

Reason for Displacement	Ninewa	All Iraq
No Answer	44.6%	32.0%
Generalized violence	20.1%	12.4%
Left out of fear	14.8%	11.1%
Drought	8.8%	0.9%
Direct threats to life	8.2%	23.5%
Forced displacement	2.1%	13.7%
Other	0.9%	0.7%
Armed conflict	0.4%	4.9%

Monthly Displacement in Ninewa Since 2006



NINEWA: IDP DEMOGRAPHICS

After Baghdad and Diyala, Ninewa is the origin of the highest number of displaced families in Iraq. IOM monitors have assessed 15,129 IDP families originating from Ninewa and located throughout the country. 6,597 of these families (or 44%) fled to another part of Ninewa. Other significant flows were to Erbil, Dahuk, and Kirkuk governorates.

According to registration figures from the Ministry of Displacement and Migration (MoDM), there are 19,040 IDP families currently registered in Ninewa. IOM monitors have assessed a total of 12,778 families. These families originate principally from Ninewa (52%) and Baghdad (40%) (See chart Page 2). Some IOM figures include families displaced due to lack of water, as these displacements are not registered with MoDM. Most IDPs in Ninewa are concentrated in cities and the surrounding areas, principally Mosul, Tilkaif, and Al Hamdaniya.

Displacement due to lack of water is increasingly becoming an issue throughout Iraq, and Ninewa is one of the governorates most affected. Families who have been living in the same location for decades can no longer obtain sufficient water to meet their daily needs. As a result, they are moving to new locations, often losing their livelihoods in the process. A total of 1,364 families displaced for these reasons have been assessed in Ninewa, most of them in Al Ba'aj sub-district.

Like the general population of the governorate itself, IDPs from Ninewa and those currently located in Ninewa are a diverse group. They include Muslims, Christians, Turkmen, and others, as detailed in the table below. Over half of IOM-assessed IDPs in Ninewa fled after being targeted for their religion or sect.

Due to the nature of the sectarian violence in Iraq, widows and female-headed households are a serious issue among IDPs, returnees, and host community alike. In Ninewa, a little under 3% of IDP families are female-headed, however this is much higher in Hatra (17%) and Sinjar (11%) districts.

IDPs in Ninewa live in both urban and rural locations. General displacement trends in Ninewa show that families living in cities tend to displace to another city, while those in rural locations move to another rural location, often to locations where tribal or familial relations are living. A limited number of IDP families move from rural locations into cities, where they try to find work and rent housing. However, the continuing instability and violence in urban areas of Ninewa, particularly Mosul, discourage this type of move.

IDPs Originally from Ninewa are located in:		
Governorate	# Families	Percentage
Anbar	393	2.6%
Babylon	12	0.1%
Baghdad	158	1.0%
Basrah	6	0.0%
Dahuk	2131	14.1%
Diyala	3	0.0%
Erbil	3125	20.7%
Kerbala	384	2.5%
Missan	10	0.1%
Muthanna	44	0.3%
Najaf	195	1.3%
Ninewa	6597	43.6%
Qadissiya	6	0.0%
Salah al-Din	338	2.2%
Sulaymaniyah	110	0.7%
Kirkuk	1523	10.1%
Thi-Qar	91	0.6%
Wassit	3	0.0%
Total Assessed	15129	100%

Female-Headed Households (by district)	
District	Percentage
Total	2.7%
Al-Ba'aj	0.2%
Al-Hamdaniya	0.8%
Al-Shikhan	1.4%
Hatra	17.1%
Mosul	4.5%
Sinjar	10.7%
Telafar	6.3%
Tilkaif	1.6%

IDPs by Age and Gender			
Age	Female	Male	Total
Under 1 year old	633	678	1311
1 to 4 years old	1653	1946	3599
5-17 years old	3464	3837	7301
18-60 years old	4751	5390	10141
Over 60 years old	794	817	1611

Ethno-Religious Identity in Ninewa (by District)												
District	Arab-Shia Muslim	Arab-Sunni Muslim	Arab-Yazidi	Assyrian-Christian	Chaldean-Christian	Kurd-Sunni Muslim	Kurd-Yazidi	Turkmen-Christian	Turkmen-Shia Muslim	Turkmen-Sunni Muslim	Other	Other-Shia Muslim
Total	1.3%	29.3%	0%	33.8%	6.8%	5.6%	0.8%	1.2%	3.2%	16.1%	0.9%	1.0%
Akre	0%	0%	0%	0%	19.5%	77.9%	0%	0%	0%	0%	2.6%	0%
Al-Ba'aj	0%	99.4%	0%	0%	0%	0%	0%	0%	0%	0%	0.6%	0%
Al-Hamdaniya	0%	0%	0%	84.3%	0%	0%	0%	5.2%	4.4%	0%	6.1%	0%
Al-Shikhan	0%	0%	0%	23.9%	18.5%	42.7%	12.0%	0%	0%	0%	2.9%	0%
Hatra	0%	100.0%	0%	0%	0%	0%	0%	0%	0%	0%	0%	0%
Mosul	0%	54.9%	0%	0%	0%	0%	0%	0%	4.3%	34.8%	6.0%	0%
Sinjar	0%	0%	15.7%	0%	0%	0%	0%	0%	39.6%	44.7%	0%	0%
Telafar	5.0%	13.5%	0%	0%	0%	9.3%	0%	0%	8.7%	61.5%	2.0%	0%
Tilkaif	0%	0%	0%	75.0%	19.8%	0%	0%	0%	0%	0%	5.2%	0%

NINEWA'S DISPLACED: LIVING CONDITIONS AND PRIORITY NEEDS

IDPs and returnees in Ninewa face difficult conditions made worse by unstable security and frequent violence. Due to the continuous disputes surrounding political and territorial delineations in the governorate, there is no clear solution for IDP families in the future. Local institutions are stretched beyond capacity, badly funded, and in disrepair. Electricity networks provide little service to IDPs, returnees, and host communities alike, and employment is a constant concern. While the governorate is in need of a comprehensive solution addressing all sectors, overall IOM-assessed IDPs state that their priority needs are employment, legal help, and food.

Families who cite legal help as a priority need are primarily concerned with getting access to occupied properties or obtaining educational and other personal documents. Throughout Iraq employment opportunities are scarce, and generally the influx of IDP families to an area only crowds the job market. In some cases, this leads to resentment, real or perceived, between the host community and IDPs.

IDP families report to IOM monitors that food prices in the local markets are rising, and PDS rations are delayed, incomplete and of poor quality.

Health services are difficult to obtain for IDP families. For example, 133 families in Ain Alwah village must travel into Al Muhalabya city center for the nearest health care facility, despite the fact that it is in need of medicines and equipment. Many take the risk to travel all the way to Mosul for care, braving danger, checkpoints, and road closures.

Some IDP families are living in mud or incompletely constructed shelters. Along with those living in collective settlements, families who report their housing situation as "other," tend to live in these types of buildings or in old factories or shops. This is common, for example, in Al Intisar, Al Salam, and Besan areas, where families are in danger of being evicted, having built on land they do not own. They are searching for sources of income to support themselves and pay for rental houses.

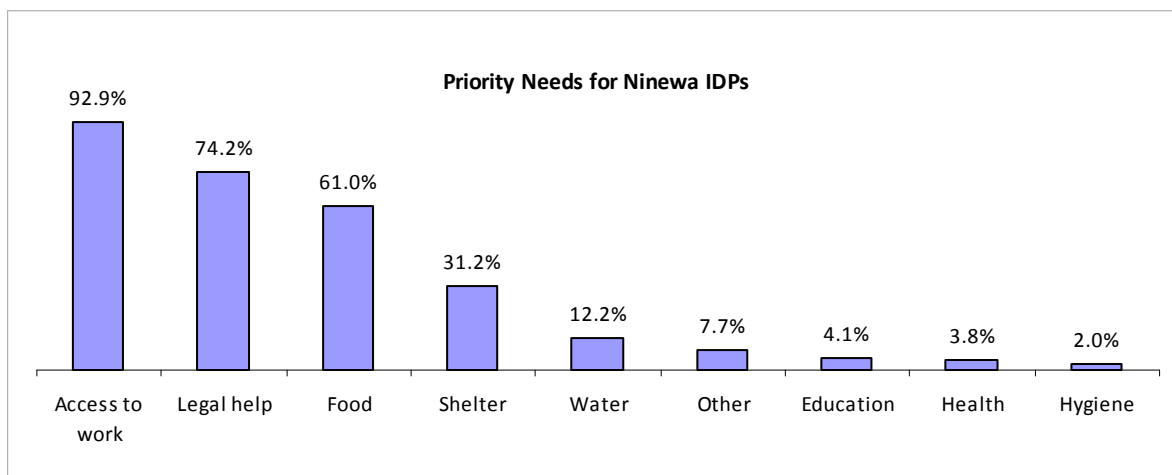
Employment	Ninewa	All Iraq
At least one member of the family has a job	21.5%	33.5%
No family member has a job	78.5%	66.5%

PDS Access	Ninewa	All Iraq
No Answer	14.2%	19.7%
Not at all	8.9%	15.3%
Sometimes	66.2%	32.2%
Yes, always	10.7%	32.8%

Electricity	Ninewa	All Iraq
No Electricity	4.4%	3.6%
1-3 hours per day	36.3%	25.3%
Four or more hours per day	44.2%	51.1%
No Answer	15.1%	19.9%

Water Source	Ninewa	All Iraq
Municipal water (underground pipes)	91.8%	87.7%
Water tanks / trucks	49.0%	25.8%
Public Wells	12.3%	9.6%
Open / broken pipe	9.9%	12.4%
Rivers, streams or lakes	8.3%	12.6%
Other Sources	1.6%	5.3%

Living Structure (by district)						
District	Collective town settlement	Tent Near House of Host	Public Building	Host House	Rented House	Other
Total	3.0%	0.5%	0.8%	11.3%	69.3%	14.8%
Akre	16.6%	0.0%	0.0%	3.6%	61.5%	18.3%
Al-Ba'aj	0.0%	0.0%	0.0%	8.0%	14.7%	75.2%
Al-Hamdaniya	0.5%	0.0%	2.0%	14.3%	77.3%	5.9%
Al-Shikhan	26.2%	0.2%	0.0%	16.1%	40.5%	17.1%
Hatra	0.0%	0.0%	17.1%	12.2%	41.5%	29.3%
Mosul	0.0%	0.4%	0.7%	8.5%	78.5%	11.4%
Sinjar	0.0%	15.7%	0.0%	16.4%	57.2%	10.7%
Telafar	3.3%	0.4%	0.0%	17.0%	61.3%	18.0%
Tilkaif	3.4%	0.6%	0.7%	13.5%	75.3%	6.6%



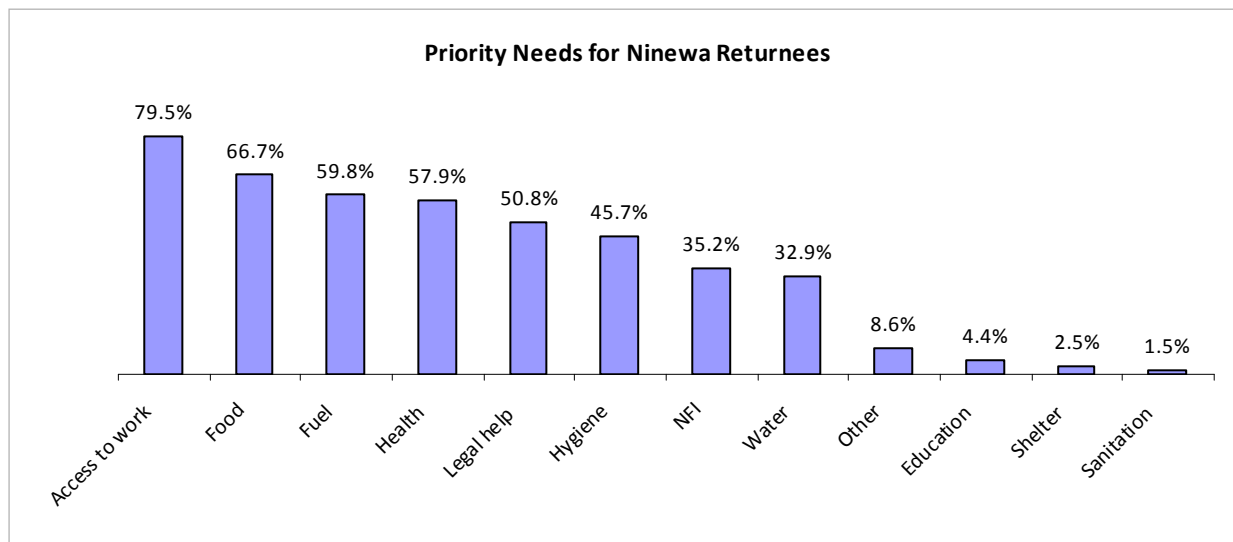
NINEWA'S RETURNEES

IOM monitors have worked with local authorities and other stakeholders to identify 1,807 families who have returned to Ninewa.

These are families who were displaced after 2003 and returned after 2006. Approximately 39% of them returned shortly after being displaced in October 2008, following a brief episode in which Christian families were targeted in Mosul. Most families have returned to Telafar and Mosul, as illustrated in the table to the right.

Returnee Numbers in Ninewa by District		
District	Number of Families	Percentage
Ninewa Total	1807	100%
Akre	1	0.1%
Al-Ba'aj	54	3.0%
Al-Hamdaniya	1	0.1%
Mosul	635	35.1%
Sinjar	1	0.1%
Telafar	1115	61.7%

Of the 1,807 returnee families identified by IOM monitors to date, IOM has conducted individual family interviews with 1,128 families. Returnees state that they come home for differing reasons according to location: those in Mosul overwhelmingly cite improved security (31%) or access to the government returnee grant (36%). This grant, provided through MoDM, is a one-time grant of 1 million Iraqi Dinar, or approximately \$850. Many of these families returned primarily in 2008 after threats against Christian families were perceived to lessen.



In Telafar, returnees say that they have come home almost exclusively due to difficult conditions in their places of displacement. Before deciding to return, nearly all of the interviewed returnees were displaced to other districts in Ninewa, with 308 families displaced in Mosul and 103 within Telafar.

In general, returnees in Ninewa have come home because they found their place of displacement worse than conditions at home. This can be due to security in the place of displacement, poverty and depletion of finances, high rents, lack of employment opportunities, and difficulties acclimatizing to the host community. Returnees cite employment, food, and fuel as their priority needs. However, all basic services are also serious concerns.

Security gains in Ninewa are fragile, and there is potential for returnee families to the governorate to become displaced once again. In the case of Christian families displaced from Mosul in November 2008, some of these families are now displaced once again. Election-related violence and targeting of Christians in Mosul has led to the targeted killing of some Christians and the displacement of almost 600 Christian families, mostly to other parts of Ninewa.



IDP children among some of the illegally built housing in Ain Alwah village of Mosul district.

RETURN POTENTIAL

IDPs From Ninewa

IOM field monitors have assessed 15,129 post-2006 IDP families in Iraq who originate from Ninewa (See table on Page 3). These families, primarily in Ninewa, Erbil, Dahuk, and Kirkuk were mostly displaced in 2006 and 2007.

Despite harsh conditions, the majority (61%) of IDPs displaced from Ninewa do not wish to return to their places of origin. One third would like to settle in a new location, and one quarter wish to integrate into the current place of displacement (See table to right).

Overall, 39% of IOM-assessed IDPs from Ninewa (or 5,900 families) wish to return to their places of origin in Ninewa. However, this varies by locations of displacement. For example, this percentage is much lower for IDPs displaced to Dahuk, where 21% of IDP families from Ninewa say they wish to return. It is higher in Erbil, where more than half (56%) of IDP families displaced from Ninewa say they wish to return. These intentions are often determined as families weigh the security situation, employment prospects, and availability of housing and basic services at home and in their places of displacement.

IDPs In Ninewa

The table below shows the intentions of the IDP population inside Ninewa. Of IDPs displaced in Ninewa, very few (9%) wish to integrate into their current locations of displacement. 38% wish to settle in a third location, and half wish to return. Those who would return would do so primarily to Baghdad or within Ninewa.

Many families who would like to return say that they are waiting until they feel safe to do so permanently. In some cases, monitors report that IDP families travel from their places of displacement home to nearby cities to work, go to school, or retrieve PDS rations.

What are the intentions of those displaced FROM Ninewa?				
Displaced in	Integrate into the current location	Resettle in a third location	Return to their place of origin	Waiting to Decide
All IDPs from Ninewa	25%	33%	39%	3%
Anbar	1%	73%	26%	0%
Babylon	33%	42%	25%	0%
Baghdad	43%	6%	48%	3%
Basrah	100%	0%	0%	0%
Dahuk	43%	36%	21%	0%
Diyala	33%	0%	67%	0%
Erbil	32%	11%	56%	0%
Kerbala	33%	32%	34%	1%
Missan	30%	20%	50%	0%
Muthanna	13%	33%	53%	0%
Najaf	15%	0%	85%	0%
Ninewa	14%	46%	35%	4%
Qadissiya	33%	17%	50%	0%
Salah al-Din	21%	67%	12%	0%
Sulaymaniyah	38%	6%	55%	0%
Kirkuk	31%	6%	53%	9%
Thi-Qar	60%	34%	5%	0%
Wassit	0%	0%	100%	0%

Ninewa IDP Settlement Intentions				
District	Integrate into the current location	Resettle in a third location	Return to their place of origin	Waiting to Decide
Total	8.90%	37.50%	50.60%	2.90%
Akre	76.70%	22.10%	1.20%	0%
Al-Ba'aj	0%	83.30%	2.20%	14.50%
Al-Hamdaniya	0.60%	14.20%	85%	0%
Al-Shikhan	18%	67.10%	14.50%	0%
Hatra	0%	68.30%	0%	31.70%
Mosul	9.50%	37.10%	50.70%	2.50%
Sinjar	0%	28.30%	71.70%	0%
Telafar	0.40%	53%	41.30%	5.20%
Tilkaif	6.80%	33%	58%	2.20%

Of those that intend to return, to which governorate would they return?	
Anbar	0.2%
Babylon	0.5%
Baghdad	53.2%
Basrah	6.7%
Diyala	1.5%
Kerbala	0.0%
Ninewa	35.9%
Salah al-Din	0.6%
Kirkuk	0.9%
Thi-Qar	0.1%
Wassit	0.3%

Please note that displacement and return are occurring on a continuous basis, and IOM strives to update this information as frequently as possible. Through its monitoring and needs assessments, IOM has also developed periodic displacement updates, yearly and mid-year reviews, returnee needs assessments, and other reports. For these and information on the IOM's needs assessment methodology, see <http://www.iomiraq.net/idp.html>

For further information on IDPs and returnees in Iraq, please contact Rex Alamban, Head of IOM Iraq Joint Operations Cell at ralamban@iom.int or Liana Paris, IOM Monitoring Officer, at lparis@iom.int (+962 6 565 9660 extensions 1067 and 1022).

NINEWA – IDP and Returnee Locations

